

MLX Lifting magnets

For lifting flats / rounds and horizontal loading



- *Powerful*
- *Safe*
- *Ergonomic*
- *Efficient*
- *Flexible*



MLX Series magnetic lifters

MLX Series magnetic lifters

Combining the latest developments in neodymium rare-earth permanent magnets with careful design provides the optimum combination of exceptional lifting capacity in compact, easily handled lifters.

The series comprises four models for vertical lifting of flats and bars plus two additional configurations for horizontal loading.

MLX lifters are manually actuated using a hand operated lever – in the **off** state they are de-energized and non-magnetic, while in the **on** state the magnetic energy is absorbed by the load. This design is safe – no stray magnetism – and flexible – no power required, complete flexibility of use.




The MLX lifters improve productivity and safety

- Magnetically grip from top of load,
- Eliminate need for side access – can lift from tightly spaced stacks,
- Eliminate need for spacers between layers,
- Do not squeeze or deform material being lifted,
- Eliminate slings, chains and searching for eye-bolts,
- Flexible – no power, no batteries, no cables.

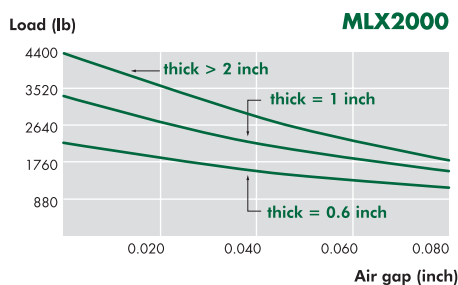
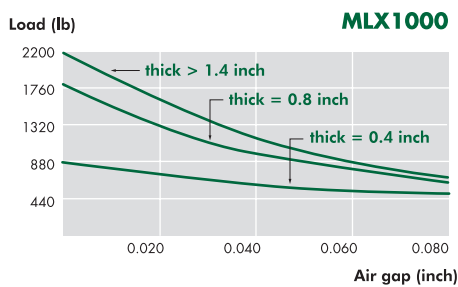
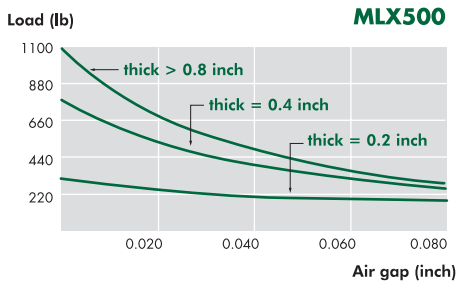
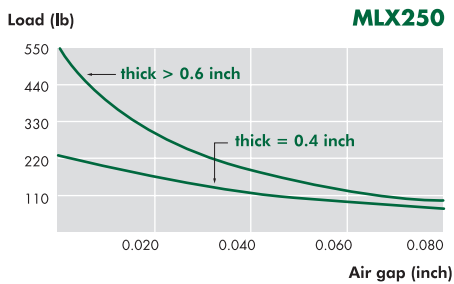
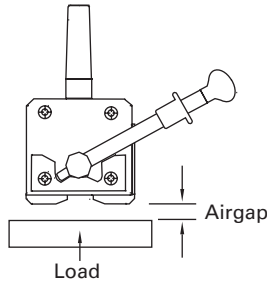
Advantages of the MLX design

- Bi-Polar contacts for lifting of flats and bars,
- Single handed operation,
- Best-in-class performance for thin loads,
- Exceptional magnetic performance on rough contact surfaces,
- Smooth, gentle lever action with safety latch,
- Non-magnetic and safe to handle when **off**,
- Low maintenance,
- 3x safety rating.



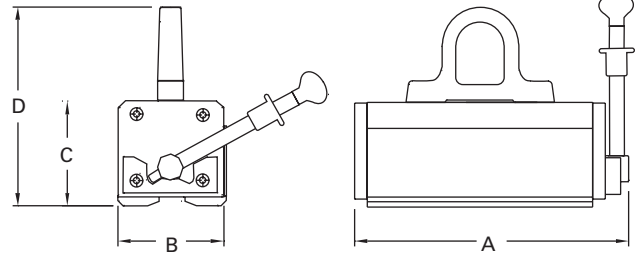
Performance Curves

Safe Working Load curves at various load thicknesses and air-gaps for A36 Steel. Safety coefficient = 3. Detachment 3 times higher than max. load.



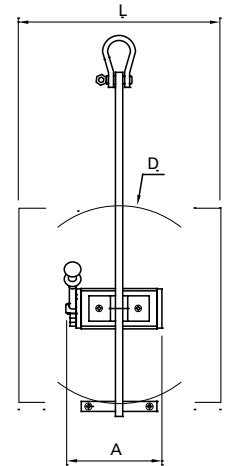
Vertical Lifting

Model		MLX-250	MLX-500	MLX-1000	MLX-2000
Load Rating - Flats (lb)		550	1,100	2,200	4,400
at min. load thickness	(inch)	0.6	0.8	1.4	2.0
Load Rating - Shafts (lb)		220	550	1,100	2,200
Shaft Diameter - Min/Max	(inch)	1.6 / 13.7	2.4 / 15.7	4.2 / 15.7	6.0 / 20.0
Break-away force*	(lb)	1,790	3,585	6,975	14,300
Dimensions: A	(inch)	7.4	10.3	14.2	19.1
B	(inch)	3.1	3.9	5.5	7.1
C	(inch)	3	3.7	5.3	6.7
D	(inch)	6	7.3	9.3	11.4
Weight	(lb)	15	35	88	198




Horizontal Loading

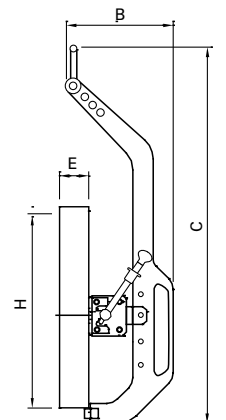
Model		MLX-250-SV	MLX-500-SV
Load Rating - Flats (lb)		385	770
at min. load thickness	(inch)	0.6	0.8
Break-away force*	(lb)	847	2310
Dimensions: A	(inch)	7.4	10.3
B	(inch)	7.6	10.3
C	(inch)	30.7	38.2
D	(inch)	8 / 19	8 / 27
E	(inch)	0.5 / 4	0.6 / 4.7
H	(inch)	8 / 19	10 / 27
L	(inch)	8 / 39	12 / 39
Weight	(lb)	29	55



* Break-away force under ideal conditions - flat, low carbon steel load, minimum 2.5" thick with fine ground surface.




Manual actuation handle – single-handed operation and spring-loaded safety lock in both on and off positions.



Technology at your service

Located in Raleigh, NC, WENmagnetics has served American industry in the field of magnetic workholding for over 10 years. We have specialized and focused on electro-permanent magnetic systems for metal-cutting applications, especially milling. With a strong dedication to engineering, we are able to handle complicated applications - large or small - and provide turn-key solutions using both standard and custom systems.

We welcome repairs and maintain the facility to repair our own and most other brands of electro-permanent magnetic chucks. We look forward to working with you!



P.O. Box 97456 | Raleigh, NC 27626, USA
(919) 954-1004 | Fax (919) 954-1009
www.wentechonology.com
www.wenmag.com